











**Sketch of Installation with Triangulation or Distance to Specific Landmarks.**



Include reserve area boundaries.

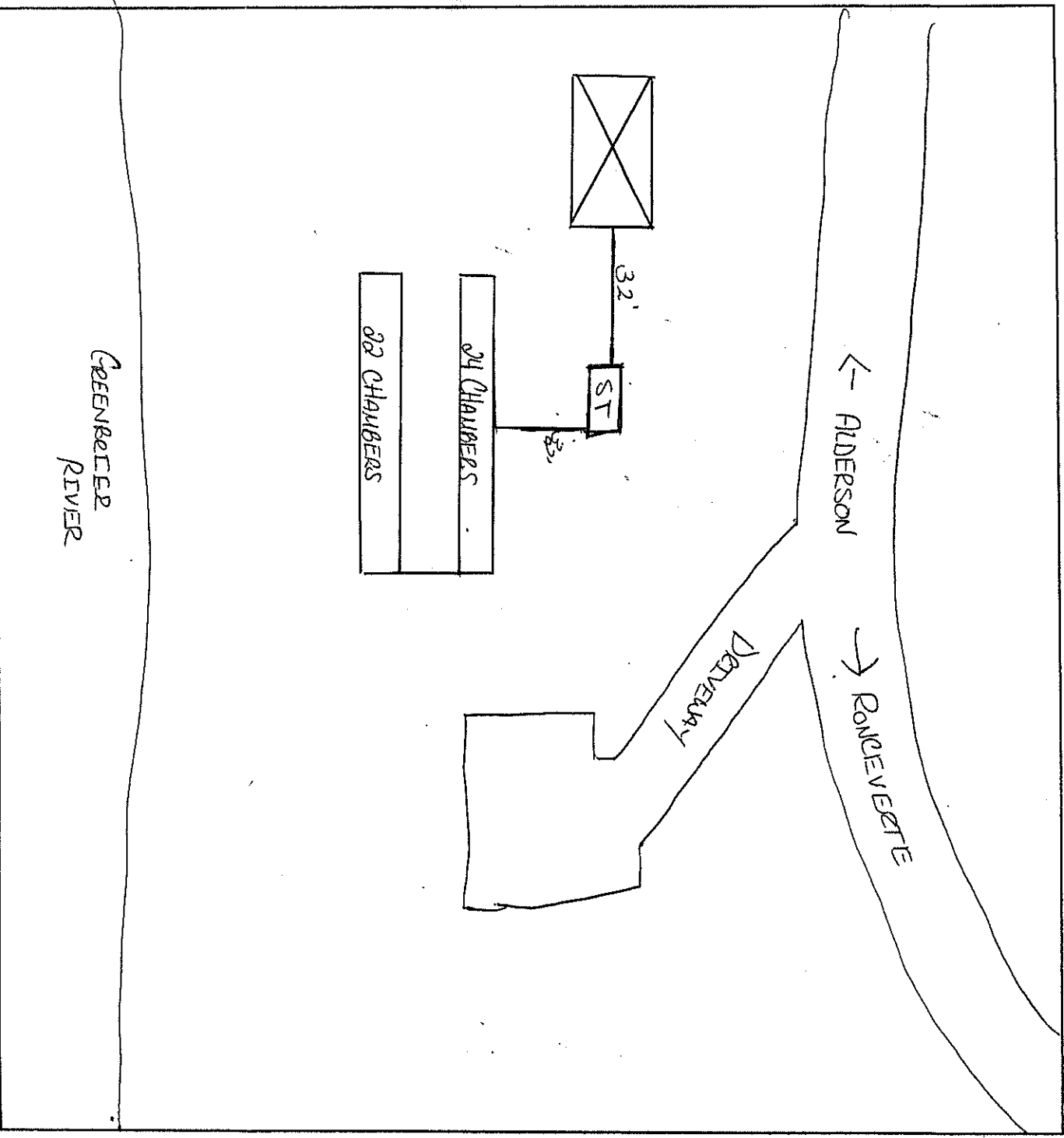
**LEGEND:**

- House/Facility
-  Soil Absorption Line
-  Existing Water Supply
-  Proposed Water Supply

- Property Line
-  Single Wide Manufactured Home
-  Distribution Box
-  Drain Field Inspection Port

-  Fence
-  North
-  Stream Flow
-  Wooded Area Boundary

-  Pump Tank
-  Septic Tank



COMMENTS:

System Is:  Approved

System Is NOT Approved:

Dates visited: 23<sup>RD</sup> APRIL 2014

25 JUNE 2014

Sanitarian

25-JUNE 2014  
Date Final Inspection

22-21-14  
2014